



Andrew Lang

- Dashboard
- Profile
- Purchased Notes
- Coursepacks
- Notebook
- My Store
- My Products
- Statistics

Pay Fees

Add New Notes/CoursePack

My Dashboard

Recent Purchases

View All

Order #	Date	Order Total	Status
100001010	1/23/2019	\$0.01	Complete
100001006	1/23/2019	\$0.01	Processing
100001005	1/23/2019	\$0.01	Processing
100001004	1/23/2019	\$0.01	Processing
100001003	1/23/2019	\$0.01	Processing

⤴ Buying

⤵ Selling

Your Income

Today

\$0.00

Week

\$0.00

Month

\$0.00

Feedback

Created January 2019

Demo Course Pack

[View Contents](#)

[Stats](#)

SUMMARY VIEW

STUDENT VIEW

SELECT COURSE ▾

/ /



/ /



## Primary Inquiries

How well do the students in the college of science perform?

The Primary inquiries are fixed and associated with multiple specific data

What are the study habits of the students in the college of science?

What courses are the students struggling with?

Average Quiz Scores

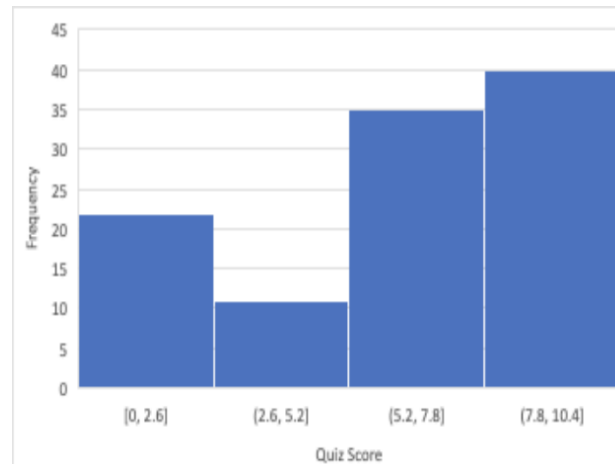
Attempts



Pass



Fail



## Sub - Inquiries

Which courses do the students find difficult

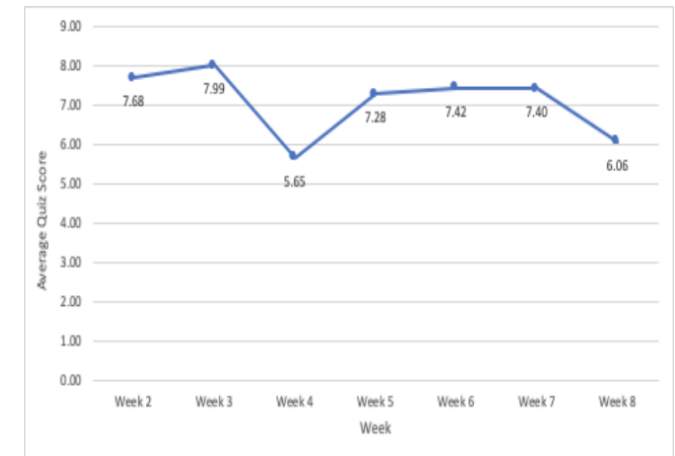


How much time do the students spend studying



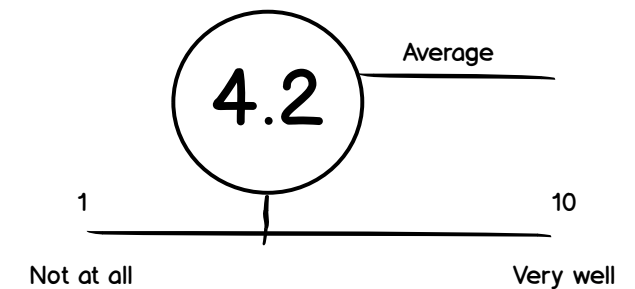
Sub - inquiries are associated with 1 specific table/graph/chart. They can be manually selected and added on to the dashboard

Cumulative Quiz Scores



## Self Assessment Responses

Question: How are you understanding this question so far.



SUMMARY VIEW

STUDENT VIEW

SELECT CHAPTER ▾

/ /



/ /



## Primary Inquiries

How well does John perform?

What are John's study habits

Where is John struggling?



Q John Doe



The Primary inquiries change verbiage to accommodate the selected student

Quiz Detail

Chapter

3

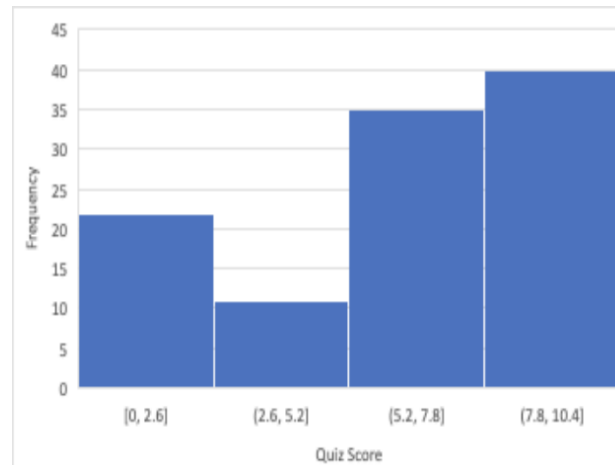
Attempts



Pass



Fail



## Sub - Inquiries

Which chapters does John find difficult

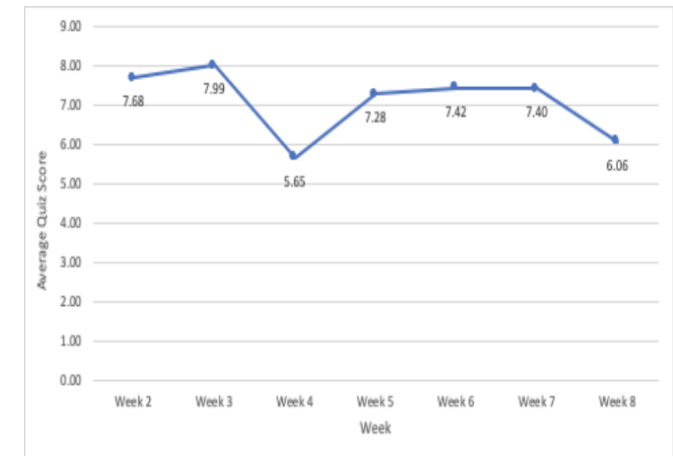


How much time does John spend studying



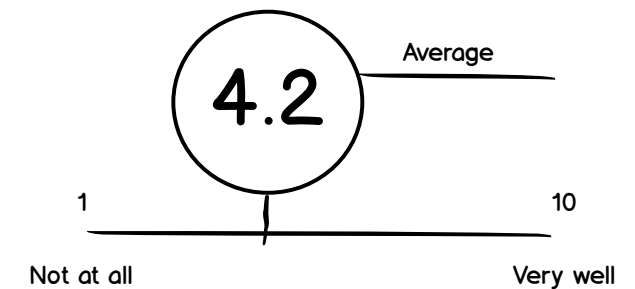
Sub - inquiries change verbiage as well

## Cumulative Quiz Scores



## Self Assessment Responses

Question: How are you understanding this question so far.



SUMMARY VIEW

STUDENT VIEW

SELECT CHAPTER ▾

/ /



/ /



## Primary Inquiries

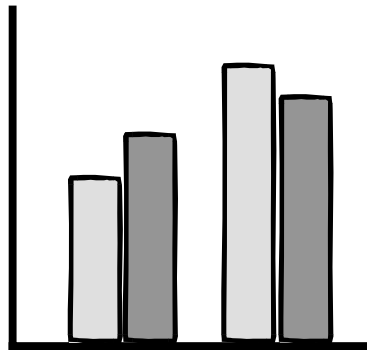
How well do my students perform?

What are the study habits of my students?

Where are my students struggling?

Q Student Search

Which chapters do my students find difficult



## Sub - Inquiries

How much time to my students spend studying



Sub - inquiries can be individually clicked and added on to a blank dashboard quadrant.

SUMMARY VIEW

STUDENT VIEW

SELECT CHAPTER

/ /



/ /



Student view shows analytics in tabular form

Filter Students



Quiz Average

3 - 3

Self - Assessment Average

3 - 3

Reset

Filter

Q Student Search

Selected student is pinned to top

Student ▲	Quiz Average ◆	Last Login ◆	SA Responses ◆	Disable Comments	Disable Analytics
Giacomo Guilizzoni	40	2 days ago	2	<input type="checkbox"/>	<input type="checkbox"/>
Marco Botton	38		5	<input type="checkbox"/>	<input type="checkbox"/>
Mariah Maclachlan	41	Today	1	<input type="checkbox"/>	<input type="checkbox"/>
Valerie Liberty	3	3 days ago	7	<input type="checkbox"/>	<input type="checkbox"/>
<a href="#">Data Grid Docs</a>					

SUMMARY VIEW

STUDENT VIEW



Select Class

- ▶ 2019
- ▶ 2018
- ▶ 2017
- ▶ 2016



John Doe

johndoe@gmail.com



Select All



Sort by

Statistics 500 - Sam Smith

Spring 2019



Last Active



